

# GOING TO THE FOOTY AT THE MCG





# WHAT TO BRING



Hat, sunglasses and sunscreen



Noise cancelling headphones



Water bottle (plastic only)



Digital ticket or  
my membership card



Fidget



Sunflower lanyard



Debit or credit card (no cash)



Bag



**The MCC supports the Hidden  
Disabilities Sunflower.**

To get a Sunflower or learn more, scan here >



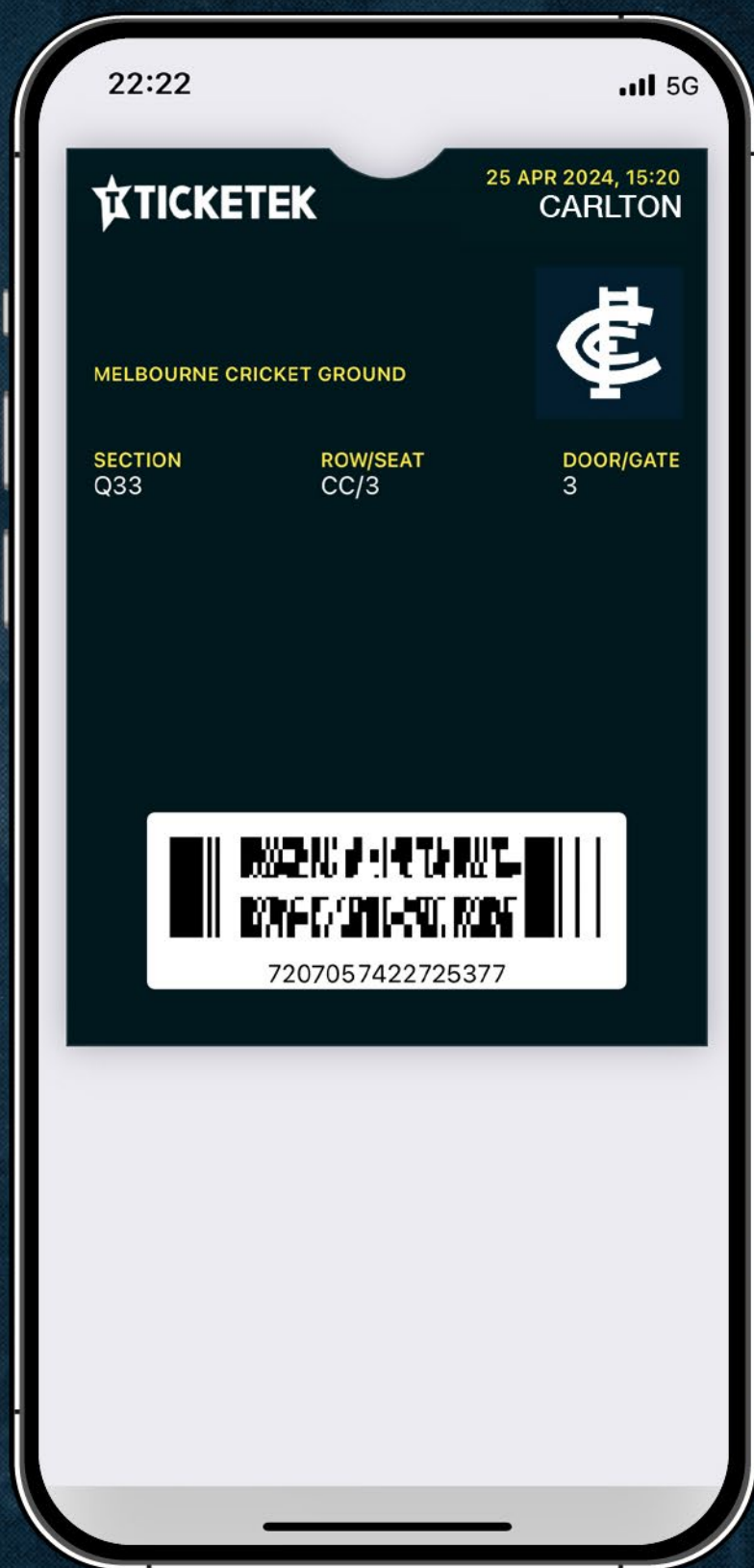




The MCG has very limited car parking so taking public transport may be the best option.



2



Ensure you have downloaded your ticket from the Ticketek app to your phone's wallet or have your physical membership card with you.





Once you have arrived at the MCG, check your ticket for the correct gate to enter and then join the queue.




4



If you have mobility needs, use the free 'G Train shuttle service to help get you from Richmond Station, Jolimont Station or the accessibility parking area in Yarra Park to the MCG.





Before you enter, you will need to complete the MCG's security process. You may be asked to pass through a metal detector or open your bag during this process. This is for safety reasons.



6



Security may also scan you with their wand and ask you to lift up your arms and turn around.





You will then scan your ticket at the turnstile using your phone. When the light on the screen turns green, you will push the metal turnstile arms or wait for the gate to open and enter the stadium.






You will find your seat using the information on your ticket and watch the footy from your allocated seat.

Section M is Level 1, Section N is Level 2,  
Section P is Level 2A (Warne Stand) or  
Level 3 (all other stands), Section Q is Level 4.





The crowd will make a lot of noise when their team runs out, scores a goal or the game ends.

You might see smoke, fire or flashing lights and hear the siren and loud music during breaks in play.






If you need a break from the stimulation of the footy, you can visit the MCG's Sensory Friendly Space.

The Space is located inside Gate 3 on Level 1.





You can buy food and drink as well as merchandise both inside and outside the MCG using your bank card. The MCG is a cashless value.



12



If you need help, you can ask the MCG Staff. They wear orange, blue and green uniforms. Security, First Aid and Victoria Police are also available if you need them.

If you don't feel comfortable speaking to staff, you can email **[contactus@mcg.org.au](mailto:contactus@mcg.org.au)** or text **0409 117 621**.